





Neptune Spark

Aesthetically designed nylon plastic shell with lumbar support promotes style through comfort.

Product	Neptune Spark
L x B x H (mm)	570 X 605 X 905 - 1000
Weight (kg)	11
Seat height (mm)	435 - 530

Seat and Back rest color 


Frame color 



Neptune Ease

Designed to offer healthier ventilation, the seat has Moulded foam covered with fabric allowing space and comfort.

Product	Neptune Ease
L x B x H (mm)	550 X 635 X 965 - 1150
Weight (kg)	12.04
Seat height (mm)	420 - 515

Seat and Back rest color 

Frame color 